

**Thank you for your Enquiry / Purchase of this Steamist Module.
 The guidelines below are to ensure a successful installation.
 Failure to implement these guidelines may invalidate the warranty.**

**M 619 LH.
 M 629 RH.**

IMPORTANT INFORMATION

**ALL OF OUR MODULES ARE FREESTANDING
 AND MUST NOT BE BUILT IN, AS THEY REQUIRE
 A MINIMUM OF 600 MM CLEARANCE ALL ROUND
 FOR INSTALLATION AND SERVICE.**

CRITICAL ACCESS DIMENSIONS
 Width /Radius 2100 mm.
 Height 1560 mm.

BACK PANEL SECTION

Hot and Cold supplies must be high pressure. i.e.

1. Pressurised Pump.
2. Pressurised Cylinder.
3. Combi Boiler.

Pipework must be recessed to allow unit to sit flush to the wall.

Use full flow lever stop valves complete with inline filters, as below :



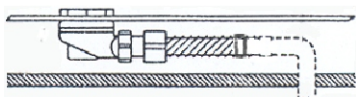
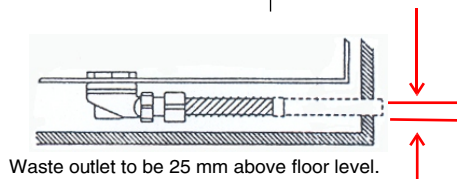
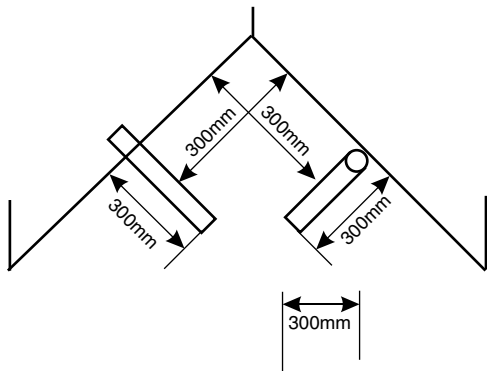
If using BT Broadband, BT input must be via a DSL Filter.

External connecting cable to cd input must not be more than 6 mtrs.

Electrical supply must be a dedicated 16 amp I.P. 56 Socket.

Check that walls and floor are level.

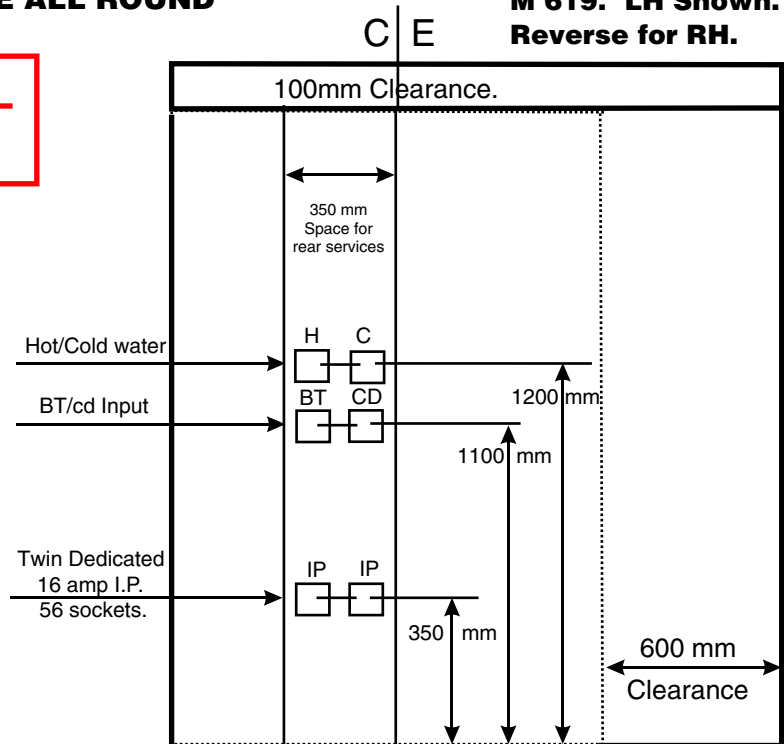
The waste outlet pipe connection must be a minimum 300mm from the wall corner.



**M 619 LH.
 M 629 RH.**

11.04.

**M 619. LH Shown.
 Reverse for RH.**



Floor Level

Services may be left or right handed.

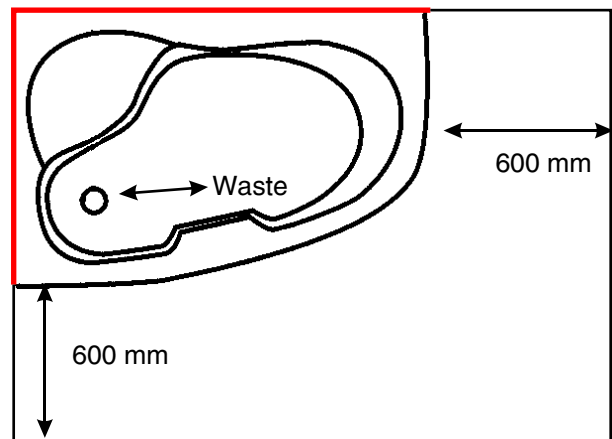
It is recommended to ceramic tile, floor and walls completely to a minimum of 600 mm outwards from the sides and base prior to installation.

NOTE :

**Laminate • Vynil & Carpets
 must not be used**

**M 619. LH Shown.
 Reverse for RH.**

Refer to critical dimensions box



STEAMIST

HELPLINE :

MON - FRI - 8 AM - 6PM

07885316639

536 Portswood Road,
 Southampton.
 So17 3SP.
 Tel : 023 8058 3666 / 3999.
 Fax : 023 8058 4341.
 E.Mail sales@steamist.co.uk
 www.steamist.co.uk