

**Thank you for your Enquiry / Purchase of this Steamist Module.  
The guidelines below are to ensure a successful installation.  
Failure to implement these guidelines may invalidate the warranty.**

**IMPORTANT INFORMATION**

**ALL OF OUR MODULES ARE FREESTANDING AND MUST NOT BE BUILT IN, AS THEY REQUIRE A MINIMUM OF 600 MM CLEARANCE ALL ROUND FOR INSTALLATION AND SERVICE.**

Hot and Cold supplies must be high pressure. i.e.

1. Pressurised Pump.
2. Pressurised Cylinder.
3. Combi Boiler.

Pipework must be recessed to allow unit to sit flush to the wall.

Use full flow lever stop valves complete with inline filters, as below :

These must be fitted as shown.



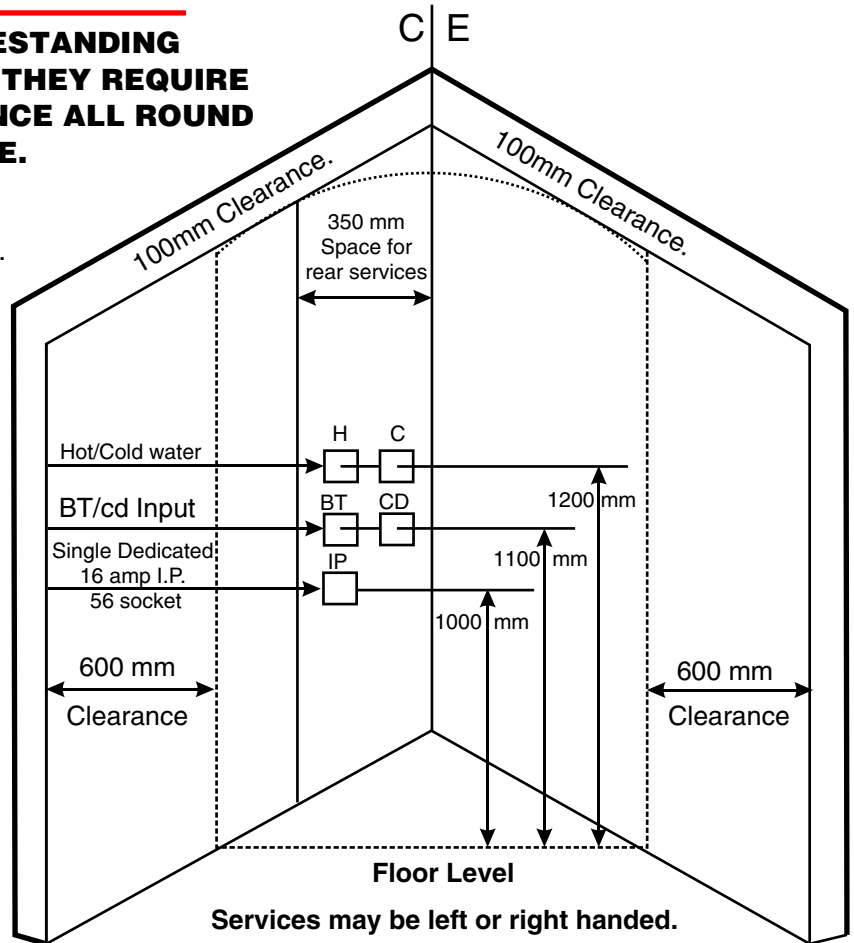
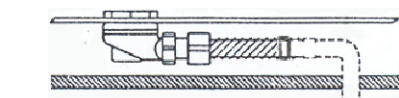
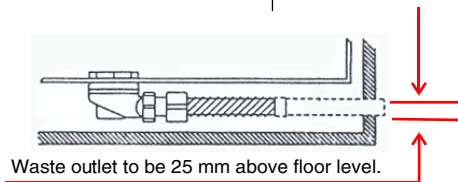
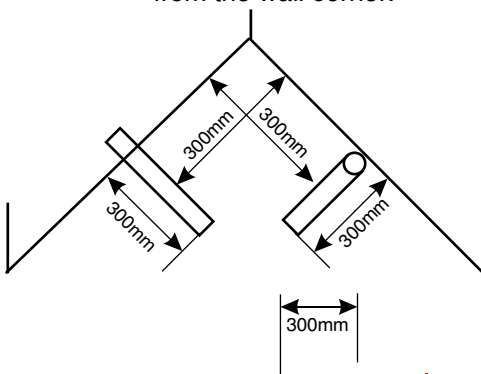
If using BT Broadband, BT input must be via a DSL Filter.

External connecting cable to cd input must not be more than 6 mtrs.

Electrical supply must be a dedicated 16 amp I.P. 56 Socket.

Check that walls and floor are level.

The waste outlet pipe connection must be a minimum 300mm from the wall corner.



It is recommended to ceramic tile, floor and walls completely to a minimum of 600 mm outwards from the sides and base prior to installation.

**NOTE :**  
**Laminate • Vynil & Carpets must not be used**

